


FORTIS LENTA MS

IP65 & IK08 SMD BATTENS

REPLACING TRADITIONAL
FLUORESCENT TUBES BATTENS



INTERNAL **littil**
MERRYTEK DRIVER

APPLICATIONS

Introducing new durable IP65 IK08 FORTIS LENTA SMD batten with integrated Microwave & Daylight sensor and Dimming capabilities. This product is a direct replacement for traditional tubes. Our batten is widely used in different environments including retail stores, workshops, car parks, schools, indoor and outdoor under eaves and covered areas.

FEATURES & BENEFITS

- Motion sensor, daylight sensing and 0-10V programmable dimming capabilities.
- IP65 IK08, unique design for a tough environment.
- Easy for installation with extra knock offs on the back and bigger terminal block.
- Ultra-high luminous efficacy of 140- 150lm/W to provide enough brightness with very low power consumption.

	13W	27W	39W
--	-----	-----	-----

GENERAL

Model Number	Fortis-LENTA-MS-13W-600	Fortis-LENTA-MS-27W-1200	Fortis-LENTA-MS-39W-1500
Dimensions (mm)	664x142x90	1274x142x90	1574x142x90
Weight(Kg)	1.25	2.00	2.70
Category	IP65 SMD Batten		
Lifetime (L70)	Reported: >52,000 hrs		
IP & IK Ratings	IP65 & IK08		
Warranty	5 years		
Cable & Plug	NO Cable & Plug		
Storage Temperature	-20°C ~ 60°C		
Operating Temperature	-10°C ~ 45°C		

OPTICAL

Beam Angle	130°		
Lumens	1820	3780	5460
LED Type	EDISON SMD 2835		
No. of LED's	96	156	240
LED Colour Temp	5000K		
CRI	>80		

ELECTRICAL

Driver Type	Internal littil Merrytek Driver		
Input Voltage	220-240 VAC, 50/60 Hz		
Power Factor	>0.9		
Weatherproof	Yes	Yes	Yes
Input Current	70mA	150mA	220mA
Output Current	350mA	750mA	105mA
Dimming	Yes		
Sensor Capability	Microwave and Daylight sensing capabilities		



AS/NZS 60598.1
AS/NZS 60598.2.1


ISO 9001



SKU

ORDERING

Batten FORTIS LENTA MS 13W 600mm 5K	9343907004660
Batten FORTIS LENTA MS 27W 1200mm 5K	9343907004661
Batten FORTIS LENTA MS 39W 1500mm 5K	9343907004662

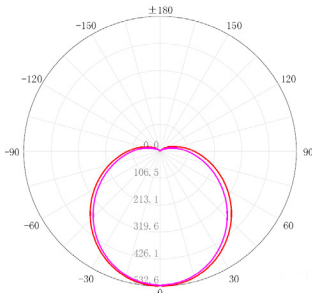


FORTIS LENTA MS

IP65 & IK08 SMD BATTENS

LUMINOUS INTENSITY DISTRIBUTION FOR FORTIS LENTA MS

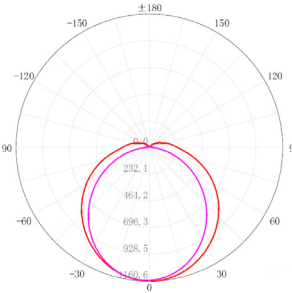
13W/140LM/W



Average Beam angle (50%): 130.5°
Total Flux 2062lm

Height	Eavg	Angle: 130.5 deg	Diameter
1m	530lx		434cm
3m	59lx		1309cm
5m	21lx		2171cm

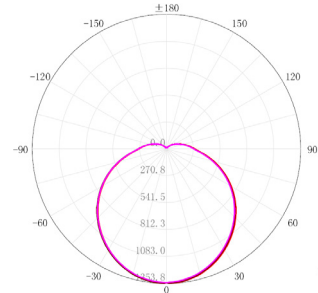
27W/140LM/W



Average Beam angle (50%): 128.6°
Total Flux 3976lm

Height	Eavg	Angle: 128.6 deg	Diameter
1m	1155lx		415cm
3m	128lx		1246cm
5m	46lx		2076cm

39W/140LM/W

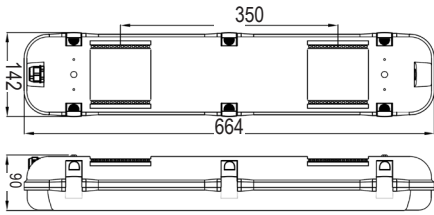


Average Beam angle (50%): 128.5°
Total Flux 5442lm

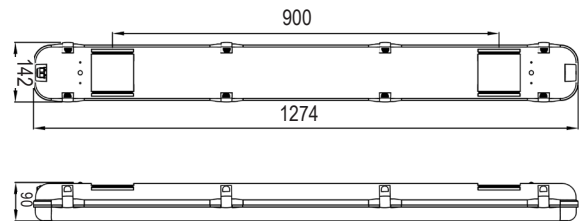
Height	Eavg	Angle: 128.5 deg	Diameter
1m	1346lx		414cm
3m	150lx		1243cm
5m	54lx		2072cm

DIMENSIONAL DRAWINGS

FORTIS-LENTA-MS-13W-600



FORTIS-LENTA-MS-27W-1200



FORTIS-LENTA-MS-39W-1500

