



## BATTENS



# FORTIS LENTA

## IP65 SMD LED BATTEN

### REPLACING TRADITIONAL FLUORESCENT TUBES BATTENS



INTERNAL **littil OPIO**<sup>®</sup>  
C SERIES DRIVER

### APPLICATIONS

Our IP65 LED SMD batten is a direct replacement for traditional tubes battens. This SMD batten is widely used in retail stores, workshops, car parks, indoor and other door public areas and other similar places.

### FEATURES & BENEFITS

- IP65 IK08, unique design for tough environment.
- Easy for installation with extra knock offs on the back and bigger terminal block.
- Ultra-high luminous efficacy up to 150lm/w to provide enough brightness with very low power consumption.
- High quality PC diffuser ensures ultimate light uniformity.

	9W	13W	27W	13W	27W	39W
--	----	-----	-----	-----	-----	-----

**GENERAL**

Model Number	Fortis-LENTA-S-9W-600	Fortis-LENTA-S-13W-1200	Fortis-LENTA-S-27W-1500	Fortis-LENTA-W-13W-600	Fortis-LENTA-W-27W-1200	Fortis-LENTA-W-39W-1500
Dimensions (mm)	660x99x78	1260x99x78	1560x99x78	664X142X90	1274x142x90	1574x142x90
Weight(Kg)	0.8	1.45	1.75	1.25	2.00	2.70
Category	IP65 SMD Batten					
Lifetime (L70)	Reported: >52,000 hrs					
IP & IK Ratings	IP65 & IK08					
Warranty	<b>5 years</b>					
Cable & Plug	NO Cable & Plug					
Storage Temperature	-20°C ~ 60°C					
Operating Temperature	-10°C ~ 45°C					

**OPTICAL**

Beam Angle	130°					
Lumens	1260	1820	3780	1820	3780	5460
LED Type	EDISON SMD 2835					
No. of LED's	84	144	168	96	156	240
LED Colour Temp	5000K					
CRI	>80					

**ELECTRICAL**

Driver Type	Internal littil OPIO® C-Series Driver					
Input Voltage	220-240 VAC, 50/60 Hz					
Power Factor	>0.9					
Inrush Current	3.56A/29.6us	43A/2.28us	60A/400us	43A/2.28us	60A/400us	60A/400us
Output Voltage	38Vdc	34Vdc	34Vdc	33Vdc	34Vdc	34Vdc
Output Current	200mA	350mA	750mA	350mA	750mA	1052mA
Dimming	Non-Dimmable					



AS/NZS 60598.1  
AS/NZS 60598.2.1

ISO 9001



	SKU	SKU
--	-----	-----


**ORDERING**

Batten FORTIS LENTA 9W 600S 5K	9343907004190
Batten FORTIS LENTA 14W 1200S 5K	9343907004191
Batten FORTIS LENTA 27W 1500S 5K	9343907004192

**ORDERING**

Batten FORTIS LENTA 14W 600W 5K	9343907004193
Batten FORTIS LENTA 27W 1200W 5K	9343907004194
Batten FORTIS LENTA 39W 1500W 5K	9343907004195

**BATTENS**



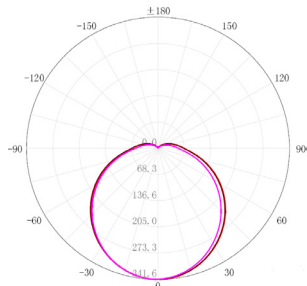
# FORTIS LENTA

## IP65 SMD LED BATTEN

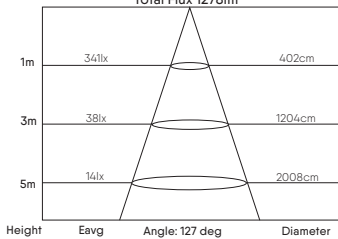
LUMINOUS INTENSITY DISTRIBUTION FOR FORTIS PRO

SLIM VERSION

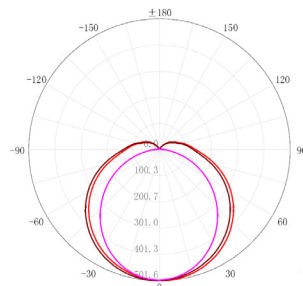
**9W/140LM/W**



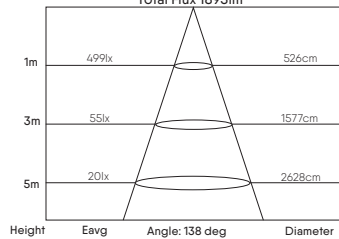
Average Beam angle (50%): 127.0°  
Total Flux 1278lm



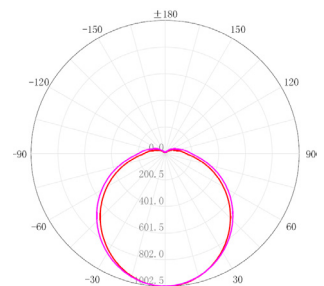
**13W/140LM/W**



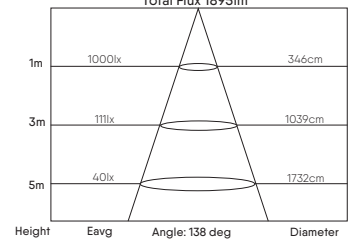
Average Beam angle (50%): 138.0°  
Total Flux 1895lm



**27W/140LM/W**

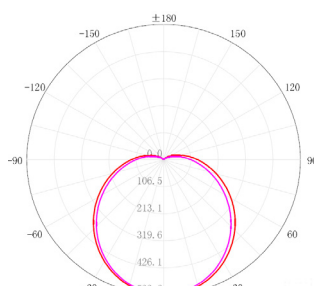


Average Beam angle (50%): 120.0°  
Total Flux 1895lm

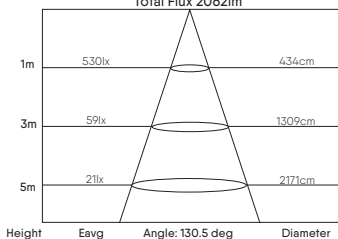


WIDE VERSION

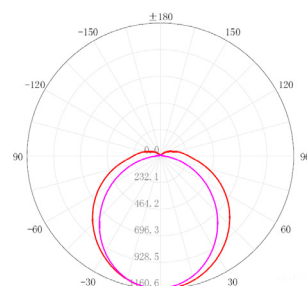
**1W/140LM/W**



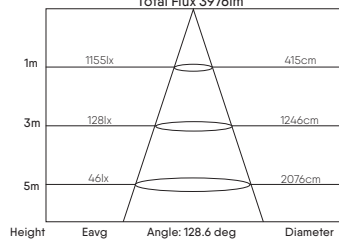
Average Beam angle (50%): 130.5°  
Total Flux 2062lm



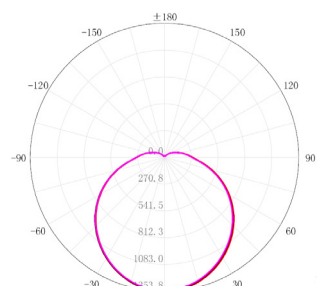
**27W/140LM/W**



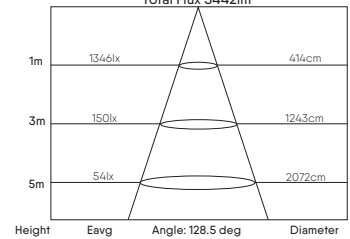
Average Beam angle (50%): 128.6°  
Total Flux 3976lm



**39W/140LM/W**

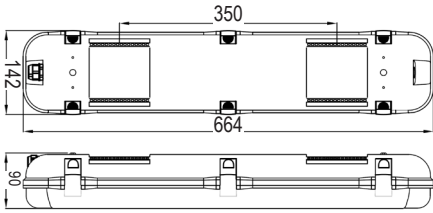


Average Beam angle (50%): 128.5°  
Total Flux 5442lm

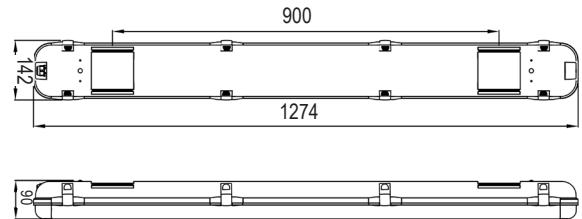


# DIMENSIONAL DRAWINGS

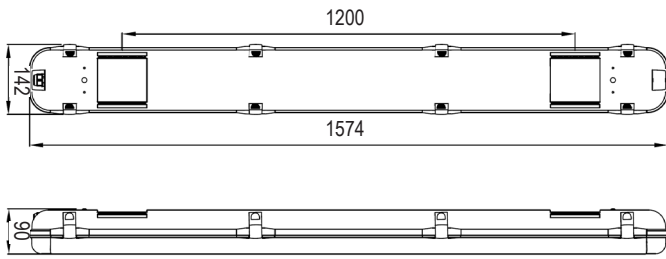
## FORTIS-LENTA-W-13W-600



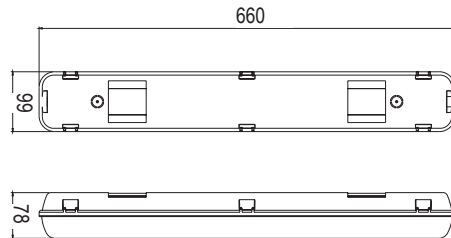
## FORTIS-LENTA-W-27W-1200



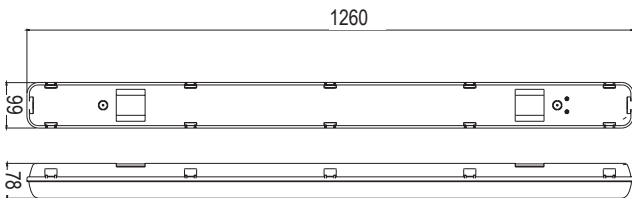
## FORTIS-LENTA-W-39W-1500



## FORTIS-LENTA-S-9W-600



## FORTIS-LENTA-S-13W-1200



## FORTIS-LENTA-S-27W-1500

